

Paediatric Urology Russian Collaboration Project

9th – 17th October 2015



Professor Paddy Dewan

A project funded by Kind Cuts for Kids and supported by the four teaching institutions in Moscow

Introduction

The trip to Moscow was the second visit by Professor Dewan to Russia. The first was in June of the year that the Berlin Wall fell, 1989, when there had been a train disaster just to the West of the Ural Mountains. An English, Irish and Scottish team of surgeons and nurses had included Professor Dewan, who was at that stage a trainee in Paediatric Surgery in Dublin. The accident had resulted from a leak from the trans-Siberian gas pipeline filling a valley with an explosive mix that detonated when two trains were simultaneously passing through the valley in opposite directions. Of the 300 survivors, half went to Chelyabinsk to where Professor Dewan travelled with a British/Irish/Australian team that arrived in a cargo plane a few days after the event; the photos below show body parts being loaded onto a rescue train and soldiers inspecting part of the wreckage. The poem is in memory of the disaster.

CHELYABINSK



A twisted, metal covered railway track
bisected three miles of
dead forest and reached
out across the world.

Hearts and minds responded;
bodies changed geography
(in chase of souls in search of souls).

Their hands of sympathy
helped hands of gratitude
as together they moulded
both the shape of some
and the destiny of many.

Kind words and deeds
were exchanged by the visited
and the visitors:
all were added to the tattoo
carved by that explosion.

Cast iron figures
and clever wooden dolls
are the only visible remnants
of the wheel of history
being turned, again,
by the force of the dead and dying.



The 2015 visit to Russia included four major institutions, contributing to three workshops and operating on four complex cases, each of which took more than four hours of operating time. A large number of surgeons was involved in the education program, many of whom would be appropriate for subsequent Kind Cuts for Kids visits to developing countries. It was particularly useful for there to have been a visit to Russia to assist with the lessons learnt from teaching in developing countries to be available for the Russian surgeons to see and debate, and it is thought that constructive connections have been made as a result of this visit. The time out of Australia included a visit to Albania, covered in a separate report.

Following are brief descriptions of the visits to each of the four institutions.

1. Urology Institute - Paediatric Urology


The official invitation to Russia was coordinated by Anatole Kotlovsky, but came from Yuriy Rudin, the Chief of Paediatric Surgery at the Urology Institute in Moscow. As part of the arrangements, a workshop on the subject of bladder exstrophy had been arranged and a group of surgeons with significant experience invited to attend a live telecast operative procedure for redo surgery for the complex anomaly of bladder exstrophy. A teaching ward-round was also conducted on the day prior to the workshop and a lecture series was presented in the afternoon of the operative demonstration.

A close collaboration was quickly developed between Professor Rudin and Professor Dewan, who are seen discussing each other's computer material prior to the operative session.

The ease of the communication, despite some problem with the language of the other was clearly evident, particularly in the operating room where good surgery is an international language. The well-equipped environment, and the ability to telecast to a nearby auditorium enhanced both the care of the patient and the teaching opportunity.



The following morning a hospital grand round, which involved lectures from all departments over the year, the patients related to the workshop were presented, as was Professor Dewan, following which the daily work of the ward was undertaken, then the senior members of the Urology Institute Paediatric Urology Service and Professor Dewan operated on a second case of redo bladder exstrophy surgery, this time a boy. Both cases involved the excellent assistance of orthopaedic surgeons experienced in the necessary transverse osteotomies, taking away a stress for Professor Dewan, who has often had to also undertake the orthopaedic component of such surgery in countries less well served with expertise than Russia.



2. *Endocrine Institute - Paediatric Surgery*




The photos, in order, show, the surgery, the surgical team, the family and the endocrinologists, the faculty of the Paediatric Endocrinology symposium, to which dozens of students and doctors attended. Last but not least is Professor Dewan with a new close friend – the father of Paediatric Surgery, Professor Okypov – the photo was the outcome of a conversation that talked of the need to “soar like an eagle” to make advances in the care of children around the world.

3. *Vladimir Children's Hospital - Paediatric Urology*



The Hospital, the Paediatric Surgery head, Dr Sokolov, and the audience of regional Paediatric Surgeons, to whom Professor Dewan lectures in in the meagre, but adequate, facilities.

4. *Paediatric Surgical Institute - Paediatric Urology*



A well-resourced hospital in which a patient with bladder exstrophy was operated on in state-of-the-art facilities. The photos show the hospital, the team in theatre, a close-up of one of the surgical trainees, an academic discussion session with the chief of Urology, Professor Serge Yatsyk, and a photo taken during a meeting with the Mauritian Ambassador, that included a Mauritian surgical trainee, who was involved in the teaching in Russia; thus Kind Cuts for Kids has been involved in facilitating training of Mauritian surgeons in three countries, including 13 visits to the island nation.

Clinical Work


Surgery was conducted in two of the four hospitals, such that of the 24 patients reviewed, 31 different operative procedures were conducted in the four children who had surgery.

Operative Cases

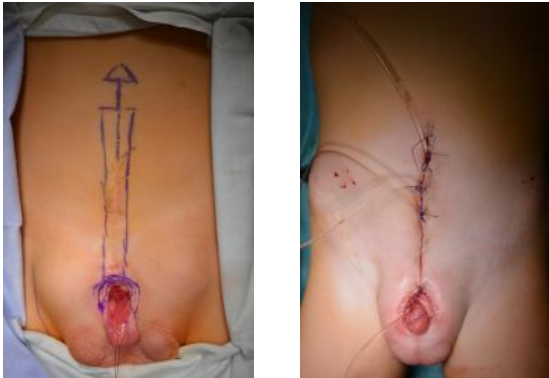
Three of the four cases were redo surgery for the disease of bladder exstrophy, in which the bladder is open to the outside, the surgery of one of the boys and the girl are shown.



The devastating condition of bladder exstrophy was treated with additional surgery that the Kind Cuts for Kids team has assisted with repeatedly in many countries; necessary because of the complex nature of this rare problem.



A young boy was born with the complex problem of bladder exstrophy, the subject of the symposium conducted in Moscow. The marking on his abdomen shows the incision on the outside. He also had groin hernias treated and required part of the pelvis to be cut on either side at the front. The pelvic radiograph shows the pelvis not meeting at the front.



Intersex Case

Intersex conditions are also rare, and the surgery complex. This girl with male appearing genitalia was able to be changed to the genital of the other indicators of appropriate assignment such as her uterus, vaginal and female chromosomes.



Academic Program

Lectures were given in three institutions; as part of a symposium in two of the three. In the third, the lectures given were part of the national Paediatric Surgery accreditation program for which surgeons from around the country come to Moscow for regular refresher courses. Lectures given included:

Surgery at the urology institute was witnessed by the 20 Paediatric Surgeons, Urologists and surgical trainees, with ongoing dialogue between the Kind Cuts for Kids surgeon and the expert audience.

1. Prenatal diagnosis
2. Surgical management of intersex
3. Duplex systems and ureterocele
4. Congenital posterior urethral obstruction – COPUM
5. Bladder exstrophy

International Connections



Having, on a more recent mission, assisted with the education of the next generation of Paediatric Surgeons for a country we have visited many times, the further connections around the world are highlighted by a meeting with the Mauritian Ambassador to Russia and his wife, seen with Professor Dewan (right) and Dr Anatole Kotlovsky (left).

Sponsors and Supporters

Lawson Delaney and Johnson Recruitment, our Gold Sponsors; ODC Design, Baumgartner Partners, Edge Commercial Interiors and South Western Drilling, our Silver Sponsors; plus our platinum members were the principal contributors to the financing of the Russian project; important and significant further contribution has been made by fundraising activity within the Albanian community in Melbourne, the Manningham and Preston Rotary Clubs in Victoria. Warner & Webster also assisted by providing discounts for surgical equipment taken as part of the mission.

All the nursing staff of theatre and the wards, the anaesthetic teams, the radiologists, paediatricians, nephrologists and the surgical team have contributed well beyond the call of duty, in each of the hospitals visited, not only in the care of the children and a dedication to learning from the clinical interchange, but by the warm welcome and hospitality shown to the visiting team. Dr Anatole Kotlovsky and his wife provided most of the transportation and were a great support to the venture.

LAWSON DELANEY



It is expected that Russian surgeons will participate in KCfK outreach in the future.